

At the speed of life.

EXIDE®

Light vehicle battery solutions for every demand.



Creating the future – the Exide way:



Innovation



Reliability



Sustainability



High Performance

**ENERGIZING
A NEW
WORLD**

EXIDE®
TECHNOLOGIES

exidegroup.com

The world is changing.

That's why we are energizing a new world.

For Exide, now is the time to release new energies to move even more into the future. Our new alignment “**Energizing a new world**” is designed to convey this aspiration. We want to bring change to life, face challenges together with our partners, and develop solutions for today and tomorrow. **Let's create the future – the Exide way:**

- Innovation** is the engine of technology leadership. That's why we are constantly evolving, remaining self-critical, and continue to inspire our customers.
- Sustainability** is an important part of our responsibility. That's why we rely on renewable energies and intelligent recycling concepts.
- Reliability** defines our business. This applies to our products as well as our innovative development, services, and partnerships. Our responsibility does not end with our products, but starts right there.
- High Performance** is the standard we set for our products and services. All our solutions are best of class. This means our customers are optimally equipped for any task.

When the demands raise the bar of expectations. We just jump even higher.

Never stop rethinking.

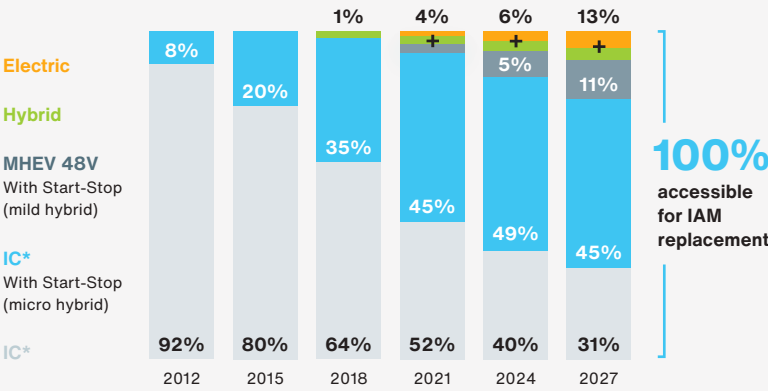
Times change constantly – and there is even one more important constant in our industry: Exide Technologies' aspiration for innovation and pushing things forward. And we prove it with our premium products. We offer one of the largest ranges of diverse batteries for a wide variety of powertrain technologies. Based on expertise in the original equipment business, we are at the forefront of delivering the most advanced solutions. The unparalleled performance in our products allows us to underline our reliability as a leading OE brand. Exide also offers a suite of professional accessories, allowing workshops to provide customers with the highest level of service.

Exploring new horizons.

The ambition for more sustainability and a greener environment has led to an irreversible trend in the evolution of alternative drive systems, thus reducing fuel consumption and CO₂ emissions. This has resulted in a rapidly increasing number of Start-Stop vehicles, which need all OE-compliant AGM and EFB batteries. The change from conventional to alternative and advanced powertrains, like hybrid or full electric, is experiencing a huge shift. As a result, registrations of electric vehicles are breaking records every year. But all alternative powertrains will need the support of lead-acid batteries, meaning that a new generation is just underway.

European car parc and changing powertrains.

- In 2021, cars with Start-Stop powertrains accounted for approximately 45% of the total car parc in Europe
- By 2024, the majority (54%) of vehicles in the car parc will feature a Start-Stop system (micro & mild hybrids)
- The number of cars with Start-Stop systems will have risen from 1% to 54% in just 15 years
- By 2027, 13% of the car parc will either be hybrid (FHEV and PHEV) or full electric (BEV), needing 12V batteries for either cranking or auxiliary functions
- 100% of the car parc will still need a 12V battery by 2027**



*IC = Internal combustion engine
Source: Exide estimation, EU28+EFTA (European Free Trade Association inc: Iceland, Liechtenstein, Switzerland and Norway)

| | Start-Stop | conventional | | | | |
|--|------------|--------------|-----|---------|--------|---------|
| | | AGM | EFB | Premium | Excell | Classic |
| | | | | | | |

Vehicle requirements

| | | | | | |
|---------------------------|--|--|--|---|--|
| Start-Stop powertrain | Recommended OE replacement | Recommended OE replacement | | | |
| Non Start-Stop powertrain | Unless specified by vehicle manufacturer | Extra life for conventional vehicles | Faster recharge for high equipment level | Widest range to fit almost 100% of car parc | Cost effective for older and more basic vehicles |
| Regenerative braking | | | | | |
| Intensive urban use | | | | | |
| Power-hungry equipment | | | | | |

Battery performance

| | | | | | |
|-----------------------------|--|--|--|--|--|
| CCA (cold cranking amperes) | | | | | |
| Charge acceptance* | | | | | |
| Cycle life | | | | | |
| Extra energy** | | | | | |

* Charge acceptance (in A/Ah) ** Energy throughput during lifetime



Equipment
ORIGINAL
Manufacturer

Trusted by
leading carmakers.

Exide has been supplying lead-acid batteries to carmakers for over 100 years. We design the most technically advanced products in the industry, and were the first to introduce Start-Stop technology to the European market in 2004. Carmakers trust the quality of our products and our commitment to excellence in manufacturing.

Exide works with leading car manufacturers, including:
Abarth, Alfa Romeo, Audi, Citroen, Dacia, Ferrari, Fiat, Ford, Hyundai, IVECO, Jaguar, Jeep, Kia, Lancia, Land Rover, Maserati, Mazda, Mitsubishi, Nissan, Opel, Peugeot, Piaggio, Porsche, Renault, Seat, Skoda, Suzuki, Toyota, Volkswagen, Volvo.

70% of European car brands work with Exide batteries.

Exide AGM

For toughest electrical needs of Start-Stop vehicles.

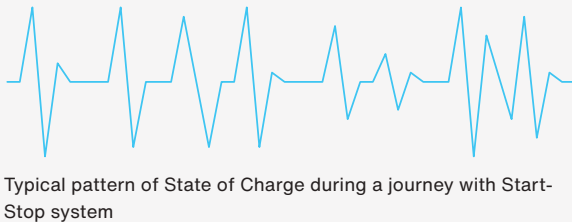
Continuous investments in R&D have allowed Exide to propose the latest innovative AGM batteries from OE to the aftermarket, too. They feature a new innovative framed grid, perfect for advanced Start-Stop systems where the battery needs to be quickly recharged through the energy provided by the regenerative braking system.



AGM Technology

- High dynamic charge acceptance over battery lifespan
- Higher energy throughput over battery lifespan thanks to new LifeGrid® technology
- Optimized for partial state of charge operations (PSoC)
- Ideal for large cars, SUVs, vans, and vehicles with Start-Stop and power-hungry electrical equipment
- Top-level safety features and absolutely no free acid
- Absorbent glass mat
- Regenerative braking
- Recombinant VRLA (valve regulated)

- Latest generation approved by car manufacturers
- Great car parc coverage from a limited number of SKUs
- Long shelf life
- Designed and built to endure continuous battery discharge and recharge of Start-Stop systems



Sealed double security lid with degassing outlet and flame arrestor

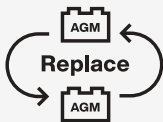
Exide unique valve regulated venting

Tall plate group with high compression

Negative plate Framed negative plate

Positive plate New framed grid design with high-tech alloy. The high-capillarity glass mat separator provides extra absorption for maximum electrolyte volume and to avoid stratification.

A new innovative framed grid Exide's new grid design provides consistent power and longer battery life



Exide EFB

OEM experience for the aftermarket.

First invented by Exide in 2008, EFB batteries have come to play an increasingly crucial role for car manufacturers in order to reduce fuel consumption and emissions. Now Exide brings the latest OE generation to the aftermarket, featuring **Carbon Boost 2.0**. The new Exide EFB battery **supports all vehicles, with and without Start-Stop systems**, with high cycling requirements. When installed in cars with a Start-Stop system, Exide's new EFB battery shows an unmatched energy recovery and exceptional dynamic charge acceptance. The battery also benefits from a longer overall lifespan, when installed in cars with conventional powertrain.



EFB Technology

- High dynamic charge acceptance over battery lifespan
- Extra energy and extra life for vehicles with and without Start-Stop systems
- Optimised regenerative braking functionality in vehicles with Start-Stop systems – ensuring maximum fuel savings and less CO₂ emissions
- High-level safety features
- Optimal operation in engine compartment
- 3DX grid technology
- Latest generation approved by car manufacturers
- Great car parc coverage from a limited number of SKUs
- Long shelf life

| Conventional battery | EFB battery with Carbon Boost 2.0 |
|----------------------|-----------------------------------|
| Charge acceptance | x2 |
| Cycle life | x3 |
| Energy availability | x3 |

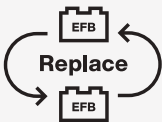
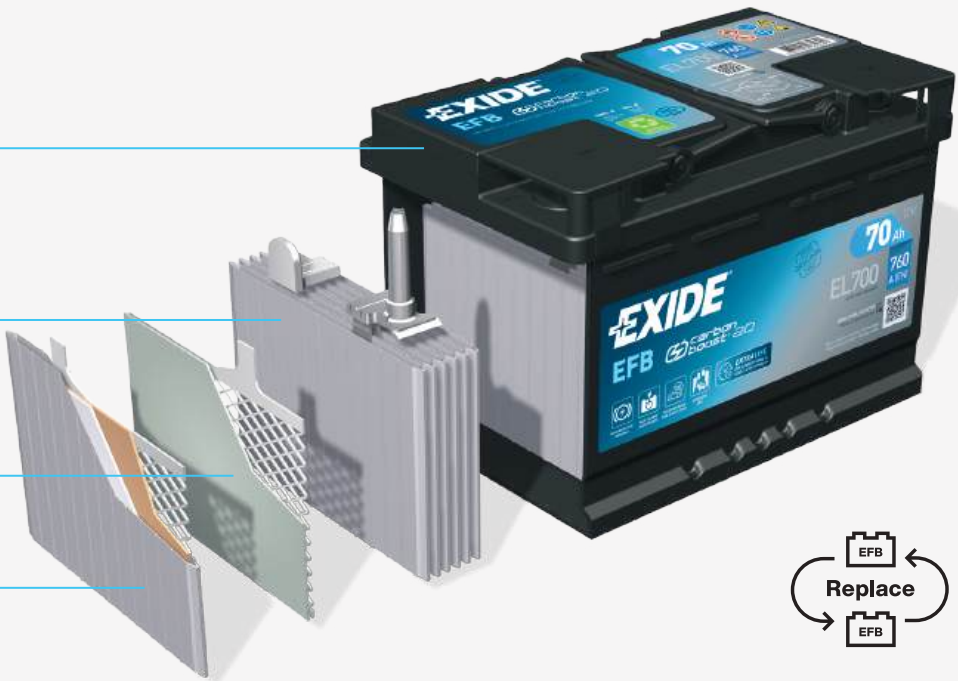
Exide EFB offers significant performance advantages over a conventional battery also when fitted into a car without Start-Stop system.

Spill-proof security lid with flame arrestor

Plate group with medium compression






Negative plate 3DX grid with Carbon Boost 2.0

Positive plate 3DX grid and advanced glass mat retainer covering active mass.



Exide Start-Stop Auxiliary

Auxiliary batteries power the electrical equipment in certain cars, as a complement to the main starter battery.

-  • Absorbent glass mat
-  • High cycle life
-  • Long shelf life
-  • VRLA (valve regulated) for leak-proof security
-  • Original equipment experience inside



Installation advice on top labels – always equipped safely.

Exide is the first in the market to add a distinctive 'CAUTION' label on its Premium, Excell, and Classic standard flooded batteries to ensure that they are not installed into cars that are equipped with a Start-Stop system.



Battery replacement will be a breeze.






Our Online Battery Finder makes battery replacements safer, quicker, and more cost-efficient thanks to its newly integrated battery replacement instructions. Once the correct battery is identified, the tool guides mechanics to the battery location, estimates the approximate labour time, and provides helpful information on the installation, and registration process.



Use the app or visit our website to see the Online Battery Finder: exidegroup.com/eu/en/brand/exide





Exide Excell



-  • Updated top label – 'CAUTION' label to avoid conventional batteries being installed in Start-Stop vehicles
-  • 15% extra starting power
-  • All-round battery for standard use
-  • 3DX grid technology
-  • Original equipment experience inside

Exide Classic



-  • Updated top label – 'CAUTION' label to avoid conventional batteries being installed in Start-Stop vehicles
-  • Economy solution
-  • Ideal for cars with basic power needs
-  • 3DX grid technology











Exide Premium

The latest Premium with Carbon Boost 2.0 now recharges up to two times faster compared to other conventional batteries, thanks to Exide's proprietary application of carbon additives on the negative plates. While battery failure remains the number one cause of car break-downs*, fast recharging considerably reduces the risk of breakdowns by helping the battery retain a healthy state of charge for longer.

The Premium Carbon Boost battery is designed to withstand extreme temperature, power-hungry electrical equipment, and intensive urban driving.



*Source: ADAC 2019


-  • New recycled plastic components to reduce CO₂ emissions by over 2,700 tons and to save 8 million liters of water and 1.2 million liters of crude oil every year
-  • Recharges up to 2 times faster compared to other conventional batteries
-  • Latest plate design for greater robustness and increased resistance to high temperatures
-  • Updated top label – 'CAUTION' label to prevent conventional batteries being installed in Start-Stop vehicles
-  • 30% extra starting power
-  • Ideal for highly equipped cars with powerful engines and demanding electrical needs
-  • Ideal for extreme weather and urban driving conditions
-  • 3DX grid technology
-  • Original equipment experience inside
-  • Meets OE requirements

New top label with 'CAUTION' message

Eco-friendly recycled plastic components

Negative plate
3DX grid with Carbon Boost 2.0

Positive plate
3DX grid enveloped with high-performance polyethylene separator



Good to know!

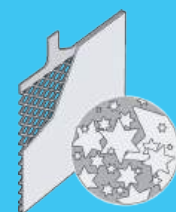
Cold weather significantly impairs battery performance. But it is during the cold season that more energy is needed for light and heating. **Hot weather accelerates self-discharge, grid corrosion and active material shedding.** It could lead to shorter service life if batteries are not reinforced for extreme climates. In urban environments the engine is often turned off or idles, and the electrical system may consume more power than the alternator can supply. This puts extra pressure on the battery. **Power-hungry electrical equipment**, such as media players or navigation equipment, put extra pressure on the battery.

Carbon Boost 2.0

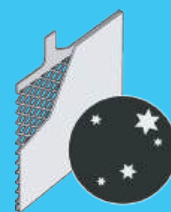
Carbon Boost® is Exide's unique recipe for carbon additives on the negative plates that was first developed for Exide's Start-Stop OEM batteries. Continuous investments in R&D, tighter emissions regulations, and the increasing demands from the OEMs in regards to charge acceptance and energy availability have lead to the development of the new Carbon Boost 2.0.

Carbon Boost 2.0 uses improved carbon additives, combining an optimized surface structure with significantly better conductivity. This enables a better current flow within the battery, resulting in unmatched charge acceptance.

Equipment
ORIGINAL
Manufacturer



Without Carbon Boost*
The plates are covered with sulfate



With Carbon Boost*
Sulfate is reduced due to Carbon Boost technology

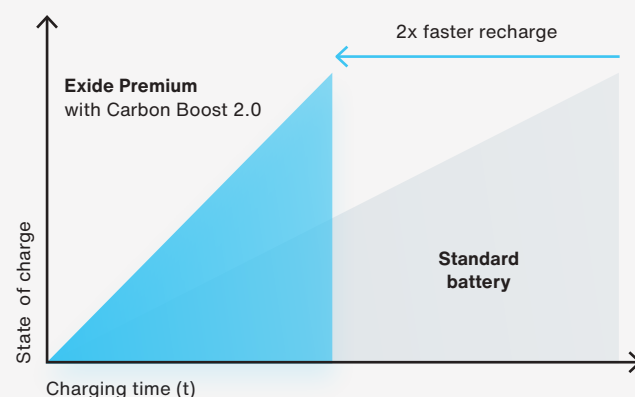
It also helps to dissolve the lead sulfate deposits that usually consolidate on a battery's discharged negative plates, reducing its ability to charge back efficiently.

Exide Premium

Carbon Boost was first introduced in the aftermarket Premium range in 2014. The new Carbon Boost 2.0 brings performance to the next level.



- Faster recharging (2x times faster than other conventional batteries)
- Longer lifespan (higher average state-of-charge throughout battery life)



Lab tests show that it takes significantly less time to recharge an Exide Premium Carbon Boost battery than a standard battery under the same conditions.

Exide EFB

Exide's new EFB batteries feature Carbon Boost 2.0 with exceptional dynamic charge acceptance, offering important benefits for drivers, especially in intensive urban driving conditions.



- 75% more energy recovered in the same amount of time compared to older EFB
- Optimized regenerative braking functionality – ensuring fuel savings and reduction of CO₂ emissions
- Longer overall lifespan



WLTP

Worldwide Harmonised Light Vehicle Test Procedure

Strict new EU regulations have imposed a CO₂ emissions limit of 95g/km in vehicle homologation testing by 2021*. The WLTP test measures how much battery capacity is depleted in testing and converts it to equivalent fuel consumed and CO₂ emitted. The battery should retain a high percentage of its initial capacity to help car makers avoid being penalized when passing certain thresholds. Since the recharging process accounts for only 8% of test duration, the battery needs to achieve the highest possible energy recovery in a short time. With Carbon Boost 2.0, the dynamic charge acceptance of EFB batteries is maximized:

- The battery accepts 75% higher average recharging current than previous generation
- It preserves a higher capacity at the end of the test (2.5x less state-of-charge loss compared to previous generations)

*Fleet average/bonus included

Innovative workshop tools.

Exide has a comprehensive range of accessories and support. We help you test, charge, select, replace, and recycle batteries – everything workshops need to keep work in house, provide quality service, and grow profitability.

Battery Tester EBT-965P and EBTP Battery Tester program

Our advanced and easy-to-use next-generation tester is designed for the most reliable diagnostics of any make or type of battery. It enables preventative maintenance and ensures maximum customer satisfaction. Previous testers only measured the conductance, but the new EBT-965P also features Conductance Profiling™, including battery health and the remaining available energy in the test results.



Conventional AGM EFB


Standard Testers
Conductance



Exide EBT-965P Tester
Conductance Profiling™



Cranking Capability CCA



Energy Availability START STOP CCA



Our **EBTP Web app** lets workshops analyse battery test results and give customers battery replacement options – all within five minutes. Discover the EBTP on ebtp.exidegroup.com/login

Battery Charger

Exide chargers can be used on cars, boats, motorcycles, trucks, and motorhomes and are ideal for both consumers and professionals alike.

Workshops use the device to ensure customers leave with a fully charged battery every time.



Conventional AGM EFB GEL

BRT-12 Battery Replacement Tool

Our Battery Replacement Tool comes pre-loaded with battery codes, and makes it easy to replace batteries and clear faults from the dashboard.



Battery Finder App

Search by car model or registration number to quickly find the right battery on the go.

Download on the App Store

GET IT ON Google Play




Battery Finder Online

The Exide Battery Finder tool helps guide mechanics through the replacement process for passenger cars, including hybrid and electric, and light commercial vehicles. Exide offers accessible and detailed instructions on battery location, labour time, precise guidelines on how to replace the battery, and much more!



exidegroup.com/eu/en/brand/exide

**Especially when
you go full speed
ahead.**



**It is enormously
important to
have someone
by your side**



Batteries that every vehicle is keen on.

And some are even more electrified.

In any modern vehicle, a 12 volt power source is essential for a number of devices and uses:

- For **all electrical vehicles types**, to guarantee the functioning of driver assistance systems (ADAS), lighting, navigation, heating and conditioning, door locking, and more.
- For **micro hybrid** and **mild hybrid**, to crank the internal combustion engine (ICE) at low temperatures.
- For **BEV** (battery electrical vehicles), to activate and connect the high-voltage battery to the board net and the electric engine.

| Feature | | Start-Stop Micro hybrid | Mild hybrid | Full hybrid | Plug-in hybrid | Electric |
|---|----------|--------------------------------|---|---|---|--|
| | | | | | | |
| Propulsion | | Internal combustion engine | Internal combustion engine | Internal combustion engine + electric drive (10-30km range) | Internal combustion engine + electric drive (50-100km range) | Electric drive (200-500km range) |
| Fuel | | Petrol/diesel | Petrol/diesel | Petrol | Petrol + electric | Electric |
| (Hybrid) type | | Micro | MHEV (mild) | FHEV | PHEV | BEV |
| Battery type & technology (function) | Main | 12V AGM or EFB (cold cranking) | 12V AGM or EFB (cold cranking) 48V Li-Ion (warm cranking + boosting) | 150-300V Li-Ion or NiMh (electric drive & ICE boosting) | 200-400V Li-Ion (electric drive & ICE boosting) | 500-800V Li-Ion (electric drive) 1 or 2 12V AGM or Li-Ion (auxiliary) |
| | Optional | 12V AGM (auxiliary) | 12V AGM or Li-Ion (auxiliary) | 12V AGM or Li-Ion (crank/auxiliary) or 12V AGM or EFB (cold cranking) | 12V AGM or Li-Ion (crank/auxiliary) or 12V AGM or EFB (cold cranking) | |
| Battery size | Main | 12V AGM or EFB 50-70Ah | 12V AGM or EFB 60-90Ah 48V Li-Ion 0.5-1 kWh | 150-300V NiMh or Li-Ion 2-4 kWh 12V auxiliary 20-30Ah | 200-400V Li-Ion 8-20 kWh 12V auxiliary 20-30Ah | 500-800V Li-Ion 40-90 kWh 12V auxiliary 30-45Ah |
| | Optional | 12V auxiliary 10-15Ah | 12V auxiliary 10-15Ah | 12V AGM or EFB 60-70Ah | 12V AGM or EFB 60-70Ah | |
| Example | | Fiat Panda S&S Volvo XC60 | Mercedes C200d Mild Hybrid BMW 320d Mild Hybrid | Toyota Yaris Hybrid Suzuki Vitara Strong Hybrid | Toyota Prius Plug-in Jeep Renegade 4xe | Tesla Model 3 |
| Number of potential 12V replacement batteries | | | | | | |

Supporting the change of tomorrow.

A **12V lead-acid battery** is a reliable source of power for electric vehicles. It provides the necessary energy to activate the safety relay and connect the high-voltage battery to the board net and the electric engine.

When the lead-acid battery is discharged, the car cannot be started. It keeps the entire electrical system running before the traction battery is connected and while the electric car is parked. This includes the security system, the keyless system sensors, the clock, and the memory in many of the car's computer systems.

Once on the road, the **Auxiliary battery** is the crucial back-up item to support relevant features such as power steering, brake boosting, and door locks in case of a breakdown of the main power unit.

All these exceptional features are provided within a highly safe and reliable setup with wide operational temperature windows compared to lithium-ion batteries.

When the battery comes to the end of its useful life, the entire battery can be **recycled up to almost 100%**, as it is part of a closed-loop manufacturing process and therefore has a positive effect on the carbon footprint.

Battery recommendations for the most popular BEV (battery electrical vehicles) models.

Best-fit options for selected full-electric vehicles. Please use our Online Battery Finder to discover more models and other available manufacturers.



| Brand | Model | Model year from | AGM | EFB | Aux | Premium | Excell | Classic |
|---------------|-----------------------|-----------------|-------|--------------|----------|--------------|--------------|--------------|
| Audi | e-Tron | 2018/09 | EK700 | | | | | |
| BMW | i3 | 2013/08 | | | AGM12-23 | | | |
| Hyundai | Kona | 2018/04 | | EL550 | | EA530 | EB500 | |
| Hyundai | Ioniq | 2016/03 | | | | EA406 | EB356 | |
| Jaguar | I-Pace | 2018/02 | | | | EA640 | EB620 | |
| Kia | Niro | 2018/08 | | EL550 | | EA530 | EB504, EB500 | |
| Kia | Soul II | 2014/09 | | | | | EB504 | |
| Mercedes-Benz | EQC | 2019/05 | EK700 | | | | | |
| Nissan | NV200/Evalia Bus, Van | 2014/07 | | EL550 | | EA530 | EB500 | |
| Nissan | Leaf | 2010/11 | | EL550 | | EA456, EA530 | EB454, EB500 | |
| Peugeot | 208 II | 2019/06 | | EL600 | | EA640 | EB620 | |
| Renault | Kangoo | 2011/10 | | EL700 | | EA770 | EB740 | |
| Renault | Zoe | 2012/06 | | EL550 | | EA530 | EB500 | |
| Smart | fortwo | 2010/12 | | EL550, EL600 | | EA530, EA640 | EB440, EB620 | |
| Smart | forfour | 2017/05 | | EL600 | | EA640 | EB620 | |
| Tesla | Model 3 | 2017/01 | | | | EA456 | EB454 | |
| Tesla | Model X | 2016/10 | | | | | EB357 | |
| VW | Golf VII | 2014/03 | | EL600 | | | | |
| VW | ID.3 | 2019/11 | | EL550 | | EA530 | EB500 | |
| VW | Up | 2013/07 | | EL550 | | EA530 | EB440, EB500 | EC400, EC440 |

Responsible manufacturer with recycling system.

100%

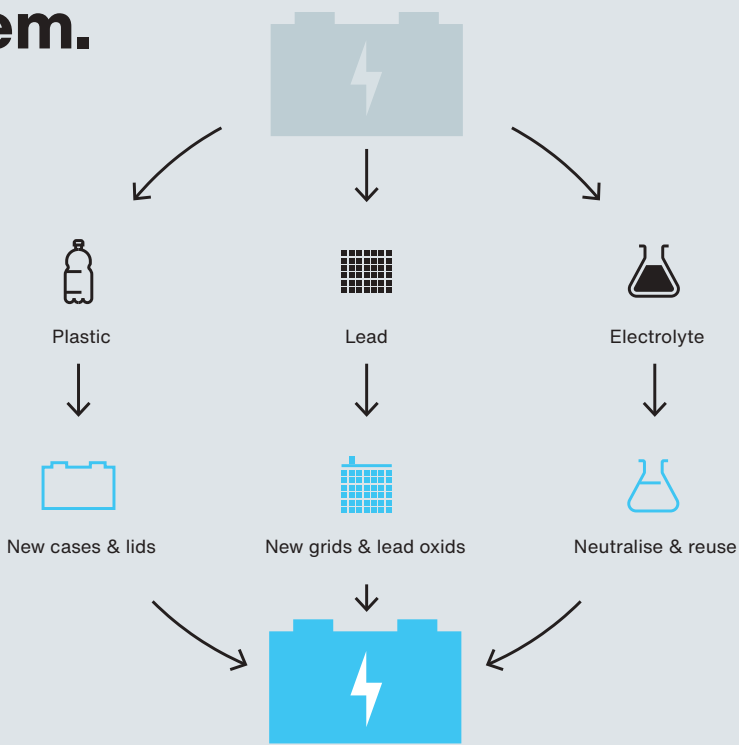
of a lead battery can be recycled

99%

of all automotive lead batteries are recycled in Europe

3

Exide recycling facilities in Europe



| Exide | Performance | | Dimensions | | | | Technical characteristics | | |
|-------|-------------|------------|------------|--------|--------|--------|---------------------------|----------|----------|
| Code | Capacity Ah | CCA A (en) | Container | L (mm) | H (mm) | W (mm) | Hold down | Polarity | Terminal |

Premium

| | | | | | | | | | |
|--------|-----|-----|-----|-----|-----|-----|--------------|-------|--------------------------|
| EA406 | 40 | 350 | B19 | 187 | 136 | 220 | B1 | ETN 0 | JIS taper post + adapter |
| EA456 | 45 | 390 | B24 | 237 | 136 | 227 | B1 | ETN 0 | 3 + adapter |
| EA472 | 47 | 450 | LB1 | 207 | 175 | 175 | B13 | ETN 0 | 1 |
| EA530 | 53 | 540 | L01 | 207 | 175 | 190 | B13 | ETN 0 | 1 |
| EA612 | 61 | 600 | LB2 | 242 | 175 | 175 | B13 | ETN 0 | 1 |
| EA640 | 64 | 640 | L02 | 242 | 175 | 190 | B13 | ETN 0 | 1 |
| EA654 | 65 | 580 | D23 | 230 | 173 | 222 | Korean B1 | ETN 0 | 1 |
| EA722 | 72 | 720 | LB3 | 278 | 175 | 175 | B13 | ETN 0 | 1 |
| EA754 | 75 | 630 | D26 | 270 | 173 | 222 | Korean B1+B6 | ETN 0 | 1 |
| EA770 | 77 | 760 | L03 | 278 | 175 | 190 | B13 | ETN 0 | 1 |
| EA852 | 85 | 800 | LB4 | 315 | 175 | 175 | B13 | ETN 0 | 1 |
| EA900 | 90 | 720 | L04 | 315 | 175 | 190 | B13 | ETN 0 | 1 |
| EA954 | 95 | 800 | D31 | 306 | 173 | 222 | Korean B1 | ETN 0 | 1 |
| EA955 | 95 | 800 | D31 | 306 | 173 | 222 | Korean B1 | ETN 1 | 1 |
| EA1000 | 100 | 900 | L05 | 353 | 175 | 190 | B13 | ETN 0 | 1 |
| EA1050 | 105 | 850 | LH4 | 315 | 175 | 205 | B13 | ETN 0 | 1 |

Excell

| | | | | | | | | | |
|--------|-----|-----|-----|-----|-----|-----|----------------|-------|--------------------------|
| EB356 | 35 | 240 | B19 | 187 | 127 | 220 | B0 | ETN 0 | 3 |
| EB356A | 35 | 240 | B19 | 187 | 136 | 220 | Korean B1 Long | ETN 0 | 3 |
| EB357 | 35 | 240 | B19 | 187 | 127 | 220 | B0 | ETN 1 | 3 |
| EB440 | 44 | 400 | L00 | 175 | 175 | 190 | B13 | ETN 0 | 1 |
| EB442 | 44 | 420 | LB1 | 207 | 175 | 175 | B13 | ETN 0 | 1 |
| EB450 | 45 | 330 | E02 | 220 | 135 | 225 | B1 | ETN 0 | 1 |
| EB451 | 45 | 330 | E02 | 220 | 135 | 225 | B1 | ETN 1 | 1 |
| EB454 | 45 | 330 | B24 | 237 | 127 | 227 | B0 | ETN 0 | 1 |
| EB455 | 45 | 330 | B24 | 237 | 127 | 227 | B0 | ETN 1 | 1 |
| EB456 | 45 | 330 | B24 | 237 | 127 | 227 | B0 | ETN 0 | 3 |
| EB457 | 45 | 330 | B24 | 237 | 127 | 227 | B0 | ETN 1 | 3 |
| EB500 | 50 | 450 | L01 | 207 | 175 | 190 | B13 | ETN 0 | 1 |
| EB501 | 50 | 450 | L01 | 207 | 175 | 190 | B13 | ETN 1 | 1 |
| EB504 | 50 | 360 | D20 | 200 | 173 | 222 | Korean B1 | ETN 0 | 1 |
| EB558 | 55 | 620 | 575 | 230 | 180 | 186 | B7 | ETN 1 | SAE S side Terminal 3/8" |
| EB602 | 60 | 540 | LB2 | 242 | 175 | 175 | B13 | ETN 0 | 1 |
| EB604 | 60 | 480 | D23 | 230 | 173 | 222 | Korean B1 | ETN 0 | 1 |
| EB605 | 60 | 480 | D23 | 230 | 173 | 222 | Korean B1 | ETN 1 | 1 |
| EB620 | 62 | 540 | L02 | 242 | 175 | 190 | B13 | ETN 0 | 1 |
| EB621 | 62 | 540 | L02 | 242 | 175 | 190 | B13 | ETN 1 | 1 |
| EB704 | 70 | 540 | D26 | 270 | 173 | 222 | Korean B1+B6 | ETN 0 | 1 |
| EB705 | 70 | 540 | D26 | 270 | 173 | 222 | Korean B1+B6 | ETN 1 | 1 |
| EB708 | 70 | 740 | G78 | 260 | 180 | 186 | B7 | ETN 1 | SAE S side Terminal 3/8" |
| EB712 | 71 | 670 | LB3 | 278 | 175 | 175 | B13 | ETN 0 | 1 |
| EB740 | 74 | 680 | L03 | 278 | 175 | 190 | B13 | ETN 0 | 1 |
| EB741 | 74 | 680 | L03 | 278 | 175 | 190 | B13 | ETN 1 | 1 |
| EB800 | 80 | 640 | L04 | 315 | 175 | 190 | B13 | ETN 0 | 1 |
| EB802 | 80 | 700 | LB4 | 315 | 175 | 175 | B13 | ETN 0 | 1 |
| EB852 | 85 | 760 | LB5 | 353 | 175 | 175 | B13 | ETN 0 | 1 |
| EB858 | 85 | 800 | G65 | 306 | 192 | 192 | B1 | ETN 1 | EN taper post |
| EB950 | 95 | 800 | L05 | 353 | 175 | 190 | B13 | ETN 0 | 1 |
| EB954 | 95 | 760 | D31 | 306 | 173 | 222 | Korean B1 | ETN 0 | 1 |
| EB955 | 95 | 760 | D31 | 306 | 173 | 222 | Korean B1 | ETN 1 | 1 |
| EB1000 | 100 | 720 | LH4 | 315 | 175 | 205 | B13 | ETN 0 | 1 |
| EB1100 | 110 | 850 | L06 | 392 | 175 | 190 | B13 | ETN 0 | 1 |

Classic

| | | | | | | | | | |
|-------|----|-----|-----|-----|-----|-----|-----|-------|---|
| EC400 | 40 | 320 | L00 | 175 | 175 | 190 | B13 | ETN 0 | 1 |
| EC440 | 44 | 360 | L01 | 207 | 175 | 190 | B13 | ETN 0 | 1 |
| EC550 | 55 | 460 | L02 | 242 | 175 | 190 | B13 | ETN 0 | 1 |
| EC700 | 70 | 640 | L03 | 278 | 175 | 190 | B13 | ETN 0 | 1 |
| EC900 | 90 | 720 | L05 | 353 | 175 | 190 | B13 | ETN 0 | 1 |



Exide light vehicle batteries type list



| Exide | Performance | | Dimensions | | | | Technical characteristics | | |
|-------|-------------|------------|------------|--------|--------|--------|---------------------------|----------|----------|
| Code | Capacity Ah | CCA A (en) | Container | L (mm) | H (mm) | W (mm) | Hold down | Polarity | Terminal |

AGM

| | | | | | | | | | |
|--------|-----|-----|-----|-----|-----|-----|-----|-------|---|
| EK508 | 50 | 800 | G34 | 260 | 173 | 206 | B7 | ETN 9 | 1 |
| EK600 | 60 | 680 | L02 | 242 | 175 | 190 | B13 | ETN 0 | 1 |
| EK700 | 70 | 760 | L03 | 278 | 175 | 190 | B13 | ETN 0 | 1 |
| EK800 | 80 | 800 | L04 | 315 | 175 | 190 | B13 | ETN 0 | 1 |
| EK950 | 95 | 850 | L05 | 353 | 175 | 190 | B13 | ETN 0 | 1 |
| EK1050 | 105 | 950 | L06 | 392 | 175 | 190 | B13 | ETN 0 | 1 |

EFB

| | | | | | | | | | |
|--------|-----|-----|-----|-----|-----|-----|-----------|-------|---|
| EL550 | 55 | 540 | L01 | 207 | 175 | 190 | B13 | ETN 0 | 1 |
| EL600 | 60 | 640 | L02 | 242 | 175 | 190 | B13 | ETN 0 | 1 |
| EL604 | 60 | 520 | D23 | 230 | 173 | 222 | B0 | ETN 0 | 1 |
| EL605 | 60 | 520 | D23 | 230 | 173 | 222 | B0 | ETN 1 | 1 |
| EL652 | 65 | 650 | LB3 | 278 | 175 | 175 | B13 | ETN 0 | 1 |
| EL700 | 70 | 760 | L03 | 278 | 175 | 190 | B13 | ETN 0 | 1 |
| EL752 | 75 | 730 | LB4 | 315 | 175 | 175 | B13 | ETN 0 | 1 |
| EL754 | 75 | 750 | D26 | 270 | 173 | 222 | B0 | ETN 0 | 1 |
| EL800 | 80 | 800 | L04 | 315 | 175 | 190 | B13 | ETN 0 | 1 |
| EL954 | 95 | 800 | D31 | 306 | 173 | 222 | Korean B1 | ETN 0 | 1 |
| EL955 | 95 | 800 | D31 | 306 | 173 | 222 | Korean B1 | ETN 1 | 1 |
| EL1000 | 100 | 900 | L05 | 353 | 175 | 190 | B13 | ETN 0 | 1 |
| EL1050 | 105 | 950 | L06 | 392 | 175 | 190 | B13 | ETN 0 | 1 |

Auxiliary

| | | | | | | | | | |
|-------|----|-----|-----|-----|-----|-----|----|-------|------------------|
| EK091 | 9 | 120 | C54 | 150 | 90 | 105 | B0 | ETN 1 | M12 |
| EK131 | 13 | 200 | C56 | 150 | 90 | 145 | B0 | ETN 1 | M04 |
| EK143 | 14 | 80 | C76 | 150 | 100 | 100 | B0 | ETN 3 | Screwed/lug |
| EK151 | 15 | 200 | C56 | 150 | 90 | 145 | B0 | ETN 1 | Small taper post |

Energy that goes beyond.

- Transportation plant
- Industrial plant
- R&D facility
- Recycling
- Global HQ
- Principle sales offices
+ sales offices and distribution
centers across the world



Subject to alteration
XXXXXXXXXXXXXXXXXXXX

All manufacturing plants
ISO 9001
certified

All automotive plants
IATF 16949
certified

All manufacturing plants
ISO 14001
certified

All manufacturing plants
ISO 50001
certified

Most manufacturing plants
ISO 45001
certified